




Österreichischer Berg rallye-Pokal der AMF 2024 und Herzog Motorsport Berg rallyecup 2024

4. Lauf in Voitsberg-Lobming 25. August 2024.



Offizielles Endergebnis / Official final results

Veranstalter: Jud Motorsport e.V. Powered by Werner Jud
Rennleiter: Jimmy Kahr
AMF: Ing. Günther Kremel

Streckenlänge: 1684
Streckenrekord: Karl Schagerl
00:50.284 2023
Chef der Zeitnehmung: Daut Damarija, Delta timing
Chef der Auswertung: Denis Dudak, Delta timing
Startrichter: Franz Huber
Technische Leitung: Martin Pechmann, Rene Weber, Günther Wolf, Josef Laffer
Wetter: sonnig

Sprecher: Sigi Rieger
Rennarzt: Dr. Stefan Lienhart
Streckensicherheits: Rotes Voitsberg-Köflach

List/Liste:3-2

Page/Seite:1

Pos. Poz.	S.N.	Classification Klassifikation	Driver Fahrer	Nat./St. Nat./Bdl.	Competitor Bewerber	FIA PF FIA PF	Vehicle Fahrzeug	1.run/lauf 2.run/lauf 3.run/lauf	Total Gesamt	Diff.lead. Rückstand	Speed Geschwind.
Category I											
Group 1											
Class 1 - PF 15 to 39											
1.	1	1 1 1	Reinhold Taus	AUT/ST	Reinhold Taus		Subaru P4 Turbo	52.782 52.511 51.709	1:44.220		114.86 115.45 117.24
2.	2	1 1 1	Rupert Schwaiger	AUT/ST	Rupert Schwaiger		Porsche 911 Bi Turbo	53.902 53.603 54.193	1:47.505	+3.285 +3.285	112.47 113.10 111.87
3.	4	1 1 1	Franz Kogler	AUT/ST	Franz Kogler		Ford Escort Cosworth RS	56.878 57.653 57.679	1:54.531	+10.311 +7.026	106.59 105.15 105.11
4.	6	1 1 1	Ewald Scherr	AUT/ST	Ewald Scherr		Ford Escort Cosworth RS	57.981 59.404 58.146	1:56.127	+11.907 +1.596	104.56 102.05 104.26
5.	3	1 1 1	Karl Heinz Binder	AUT/ST	Karl Heinz Binder		Ford Sierra Cosworth RS	58.110 58.269 58.256	1:56.366	+12.146 +0.239	104.33 104.04 104.06
Group 2											
Class 2a - PF 40 to 59											
1.	21	1 2 2a	Peter Prohardt	AUT/ST	Peter Prohardt		Mitsubishi EVO WRC 05	53.644 54.286 55.226	1:47.930		113.01 111.68 109.77
2.	22	1 2 2a	Felix Pailer	AUT/ST	Felix Pailer		Lancia Delta Integrale	55.550 55.615 55.786	1:51.165	+3.235 +3.235	109.13 109.01 108.67
Class 2b - PF 60 to 79											
1.	41	1 2 2b	Hannes Kaufmann	AUT/K	Hannes Kaufmann		Ford Cosworth	57.021 56.325 55.752	1:52.077		106.32 107.63 108.74
2.	54	1 2 2b	Rene-Patrick Aichgruber	AUT/NÖ	Rene-Patrick Aichgruber		TracKing RC01b	56.148 56.068 56.274	1:52.216	+0.139 +0.139	107.97 108.13 107.73
3.	43	1 2 2b	Michael Storath	GER	Michael Storath		Lancia Delta Integrale	1:00.729 1:00.402 1:02.760	2:01.131	+9.054 +8.915	99.83 100.37 96.60
4.	44	1 2 2b	Reinhold Nauschnegg	AUT/ST	Reinhold Nauschnegg		Opel Calibra Turbo 4x4	1:01.009 1:01.587 1:01.572	2:02.581	+10.504 +1.450	99.37 98.44 98.46
Group 3											
Class 3a - PF 80 to 99											
1.	61	1 3 3a	Jürgen Halbartschlager	AUT/NÖ	Jürgen Halbartschlager		VW Golf	56.310 55.315 55.739	1:51.054		107.66 109.60 108.76
2.	71	1 3 3a	Willi Oberauer	AUT/S	MSC Mühlbach BA004		Speed Car GT1000	57.263 56.982 57.590	1:54.245	+3.191 +3.191	105.87 106.39 105.27
3.	69	1 3 3a	Markus Blasl	AUT/ST	Markus Blasl		Opel Kadett C 16V	57.746 57.789 57.314	1:55.060	+4.006 +0.815	104.98 104.91 105.78
4.	67	1 3 3a	Diethard Sternad	AUT/ST	Diethard Sternad		Honda Civic FK7 TCR	57.847 58.157 57.842	1:55.689	+4.635 +0.629	104.80 104.24 104.81
5.	73	1 3 3a	Werner Karl	AUT/ST	Werner Karl		Audi A4 Quattro	1:00.638 1:00.592 1:00.674	2:01.230	+10.176 +5.541	99.98 100.05 99.92
6.	75	1 3 3a	Karlheinz Stranner	AUT/K	MSC Mühlbach BA004		Ford Escort Cosworth	1:04.223 1:00.640 1:01.429	2:02.069	+11.015 +0.839	94.40 99.97 98.69
Class 3b - PF 100 to 119											
1.	89	1 3 3b	Patrick Mayer	AUT/NÖ	ASV-Bruck/L.BA 002		VW Golf I 16V	56.896 56.793 57.295	1:53.689		106.55 106.75 105.81
2.	88	1 3 3b	Michael Emsenhuber	AUT/NÖ	Michael Emsenhuber		VW Corrado 16V	58.097 1:10.345 57.094	1:55.191	+1.502 +1.502	104.35 86.18 106.18
3.	90	1 3 3b	Andreas Miletich	AUT/NÖ	ASV-Bruck/L.BA 002		VW Scirocco 2.o	57.981 58.116 1:00.141	1:56.097	+2.408 +0.906	104.56 104.32 100.80

Date/Datum:25.8.2024.

Time/Zeit:17:02:41



Offizielles Endergebnis / Official final results

List/Liste:3-2

Page/Seite:2

Pos. Poz.	S.N. S.N.	Classification Klassifikation	Driver Fahrer	Nat./St. Nat./Bdl.	Competitor Bewerber	FIA PF FIA PF	Vehicle Fahrzeug	1.run/lauf 2.run/lauf 3.run/lauf	Total Gesamt	Diff.lead. Rückstand	Speed Geschwind.
4.	82	1 3 3b	Herbert Perwein	AUT/S	MSC Mühlbach BA004		VW Käfer	58.851 58.920 Not started	1:57.771	+4.082 +1.674	103,01 102,89
5.	86	1 3 3b	Markus Gruber	AUT/ST	Markus Gruber		Skoda Fabia EVO 2	1:02.372 1:02.182 1:01.554	2:03.736	+10.047 +5.965	97,20 97,49 98,49
6.	83	1 3 3b	Kevin Reiß	AUT/ST	Kevin Reiß		Ford Escort	1:02.792 1:02.392 1:02.118	2:04.510	+10.821 +0.774	96,55 97,17 97,59
7.	87	1 3 3b	Stefan Karl	AUT/ST	Stefan Karl		Golf GTI	1:02.987 1:02.968 1:02.522	2:05.490	+11.801 +0.980	96,25 96,28 96,96
Group 4											
Class 4a - PF 120 to 139											
1.	107	1 4 4a	Dieter Holzer	AUT/ST	Dieter Holzer		Mitsubishi EVO 8	59.477 59.026 58.326	1:57.352		101,93 102,71 103,94
2.	112	1 4 4a	Florian Pyringer	AUT/NÖ	MSC Mühlbach BA 004		VW Golf 1	1:02.114 1:00.846 1:00.844	2:01.690	+4.338 +4.338	97,60 99,64 99,64
3.	101	1 4 4a	Werner Jud	AUT/ST	Werner Jud		VW Golf 2 16V	1:01.037 1:01.230 1:01.557	2:02.267	+4.915 +0.577	99,32 99,01 98,48
4.	108	1 4 4a	Severin Gschiel	AUT/S	MSC Mühlbach BA 004		VW Golf 1 8V	1:01.525 1:01.584 1:01.317	2:02.842	+5.490 +0.575	98,54 98,44 98,87
5.	102	1 4 4a	Mario Papst	AUT/ST	Mario Papst		Subaru Impreza GT	1:03.330 1:03.897 1:03.585	2:06.915	+9.563 +4.073	95,73 95,18 95,34
6.	104	1 4 4a	Daniel Sailer	AUT/ST	Daniel Sailer		BMW E30	1:06.941 1:08.007 1:08.371	2:14.948	+17.596 +8.033	90,56 89,14 88,67
7.	110	1 4 4a	Kevin Huber-Gschanes	AUT/ST	Kevin Huber-Gschanes		Golf 5 GTI	1:07.938 1:07.336 1:09.224	2:15.274	+17.922 +0.326	89,23 90,03 87,58
8.	121	1 4 4a	David Zottler	AUT/ST	Flechl Racing		Subaru Impreza WRXSTI	1:09.954 1:13.770 1:12.321	2:22.275	+24.923 +7.001	86,66 82,18 83,83
-	106	1 4 4a	Matthias Brandl	AUT/NÖ	Matthias Brandl		VW Golf 2 16V	Not started Not started Not started		Not started Nicht gestartet	
Class 4b - PF 140 to 159											
1.	131	1 4 4b	Thomas Kroupa	AUT/W	ASV-Bruck/L.BA 002		VW Rallye Golf R	1:03.162 1:02.630 1:01.813	2:04.443		95,98 96,80 98,08
2.	141	1 4 4b	Gregor Hutter	AUT/ST	MSC Mühlbach BA 004		Alfa Romeo 33	1:04.097 1:02.823 1:02.541	2:05.364	+0.921 +0.921	94,58 96,50 96,93
3.	142	1 4 4b	Fabian Perwein	AUT/S	MSC Mühlbach BA 004		VW Golf MK1	1:05.186 Not started 1:01.538	2:06.724	+2.281 +1.360	93,00 98,51
4.	136	1 4 4b	Jürgen Steiner	AUT/NÖ	Jürgen Steiner		VW Golf	1:03.721 1:03.328 Retired	2:07.049	+2.606 +0.325	95,14 95,73
5.	137	1 4 4b	Johannes Pabst	AUT/ST	Johannes Pabst		Opel Kadett D	1:05.575 1:05.277 1:03.885	2:09.162	+4.719 +2.113	92,45 92,87 94,90
6.	143	1 4 4b	Andreas Krammer	AUT/ST	Andreas Krammer		Fiat/Abarth 500	1:05.628 1:05.823 1:04.592	2:10.220	+5.777 +1.058	92,38 92,10 93,86
7.	132	1 4 4b	Karl Heinz Schauerperl	AUT/ST	Karl Heinz Schauerperl		VW Käfer	1:09.523 1:07.815 1:06.477	2:14.292	+9.849 +4.072	87,20 89,40 91,20
-	138	1 4 4b	Bernd Werfring	AUT/B	Bernd Werfring		Opel Corsa GSI	Not started Not started Not started		Not started Nicht gestartet	
Group 5											
Class 5a - PF 160 to 189											
1.	168	1 5 5a	Dominik Rabl	AUT/ST	Dominik Rabl		VW Golf 1	1:03.068 1:02.735 1:03.095	2:05.803		96,12 96,64 96,08
2.	173	1 5 5a	Markus Stingl	AUT/K	Markus Stingl		Renault 11 F2000	1:04.515 1:02.759 1:03.654	2:06.413	+0.610 +0.610	93,97 96,80 95,24
3.	170	1 5 5a	Manfred Suppan	AUT/ST	Manfred Suppan		Opel Astra GSI	1:03.211 1:03.695 1:04.032	2:06.906	+1.103 +0.493	95,91 95,18 94,68
4.	167	1 5 5a	Patrick Flechl	AUT/ST	Patrick Flechl		Opel Astra GSI	1:12.920 1:03.955 1:03.562	2:07.517	+1.714 +0.611	83,14 94,79 95,38
5.	161	1 5 5a	Christian Biesinger	AUT/NÖ	Christian Biesinger		VW Polo 86 c	1:03.035 Not started 1:08.862	2:11.897	+6.094 +4.380	96,18 88,04
6.	172	1 5 5a	Martin Pucher	AUT/ST	Martin Pucher		Citroen Saxo	1:06.657 1:06.506 1:06.306	2:12.812	+7.009 +0.915	90,95 91,16 91,43


Date/Datum:25.8.2024.

Time/Zeit:17:02:41



Österreichischer Berg rallye-Pokal der AMF 2024 und Herzog Motorsport Berg rallyecup 2024

4. Lauf in Voitsberg-Lobming 25. August 2024.



Offizielles Endergebnis / Official final results

List/Liste:3-2

Page/Seite:3

Pos. Poz.	S.N. S.N.	Classification Klassifikation	Driver Fahrer	Nat./St. Nat./Bdl.	Competitor Bewerber	FIA PF FIA PF	Vehicle Fahrzeug	1.run/lauf 2.run/lauf 3.run/lauf	Total Gesamt	Diff.lead. Rückstand	Speed Geschwind.
7.	179	1 5 5a	Johann Harrer	AUT/ST	Johann Harrer		Alfa Romeo 145 HRT 3	1:09.004 1:11.530 Not started	2:20.534	+14.731 +7.722	87,86 84,75
Class 5b - PF 190 to 219											
1.	195	1 5 5b	Florian Neuherz	AUT/ST	Florian Neuherz		Fiat 128 3p	1:01.765 1:00.996 1:00.653	2:01.649		98,15 99,39 99,95
2.	193	1 5 5b	Martin Bauer	AUT/ST	Martin Bauer		Citroen Saxo VTS	1:03.524 1:02.986 1:02.815	2:05.801	+4.152 +4.152	95,43 96,25 96,51
3.	208	1 5 5b	Angelo Griesser	AUT/ST	Angelo Griesser		Ford Escort RS 2000	1:10.320 1:10.997 1:09.799	2:20.119	+18.470 +14.318	86,21 85,39 86,86
4.	206	1 5 5b	Erich Rosseger	AUT/ST	Erich Rosseger		Suzuki Swift	Not started 1:10.441 1:09.885	2:20.326	+18.677 +0.207	86,06 86,75
-	196	1 5 5b	Rene Novak	AUT/K	Rene Novak		VW Lupo	Not started Not started Not started		Not started Nicht gestartet	
Group 6											
Class 6 - PF > 219											
1.	223	1 6 6	Rene Auner	AUT/ST	Rene Auner		Citroen C2 GT	1:03.560 1:03.384 1:03.994	2:06.944		95,38 95,65 94,73
2.	220	1 6 6	Klaus Demuth	AUT/K	Klaus Demuth		Renault Clio Ragnotti	1:05.426 1:06.295 1:04.997	2:10.423	+3.479 +3.479	92,86 91,45 93,27
3.	226	1 6 6	Tobias Grossalber	AUT/OÖ	MSC Mühlbach BA 004		VW Polo	1:05.604 1:05.800 1:04.929	2:10.533	+3.589 +0.110	92,41 92,13 93,37
4.	216	1 6 6	Franz Kollmann	AUT/ST	Franz Kollmann		Opel Adam R2	1:05.532 1:06.038 1:06.062	2:11.570	+4.626 +1.037	92,51 91,80 91,77
5.	225	1 6 6	Ronald Reiss	AUT/ST	Ronald Reiss		VW Polo	1:08.124 1:07.303 1:07.052	2:14.355	+7.411 +2.785	88,99 90,08 90,41
6.	219	1 6 6	Markus Gruber	AUT/ST	Markus Gruber		VW Polo	1:09.945 1:06.754 1:07.862	2:14.616	+7.672 +0.261	86,67 90,82 89,33
7.	228	1 6 6	Christian Hutter	AUT/T	Christian Hutter		Mitsubishi Colt Ralliart	1:12.418 1:11.916 1:11.130	2:23.046	+16.102 +8.430	83,71 84,30 85,23
8.	221	1 6 6	Beate Steiner	AUT/NÖ	Beate Steiner		Seat Ibiza	1:14.404 1:12.353 1:12.715	2:25.068	+18.124 +2.022	81,48 83,79 83,37
Category II											
Class 11 - FIA HTP up to 1600ccm											
1.	671	2 - 11	Manfred Zöchling	AUT/NÖ	Manfred Zöchling		VW Golf GTI	1:05.537 1:06.200 1:05.976	2:11.513		92,50 91,58 91,89
2.	672	2 - 11	Thomas Tkaletz	AUT/ST	Thomas Tkaletz		VW Golf I GTI	1:08.175 1:11.710 Not started	2:19.885	+8.372 +8.372	88,92 84,54
Class 12 - FIA HTP up to 2000ccm											
1.	635	2 - 12	Patrick Knoll	AUT/ST	Patrick Knoll		Opel Kadett B Coupe Rally	1:04.549 1:04.064 1:04.227	2:08.291		93,92 94,63 94,39
2.	636	2 - 12	Jo Krammer	AUT/ST	Jo Krammer		Alfa Romeo 33 8V/905/1	Not started 1:04.116 1:04.319	2:08.435	+0.144 +0.144	94,55 94,26
3.	633	2 - 12	Christian Trimmel	AUT/NÖ	Christian Trimmel		Ford Escort RS 2000	1:06.149 1:06.661 1:06.281	2:12.430	+4.139 +3.995	91,65 90,94 91,47
4.	634	2 - 12	Victoria Schütz	AUT/NÖ	MSC Mühlbach BA 004		VW Golf	1:07.699 1:06.598 Retired	2:14.297	+6.006 +1.867	89,55 91,03
Class 13 - FIA HTP over 2000ccm											
1.	604	2 - 13	Harald Neuherz	AUT/ST	Harald Neuherz		Audi S1 Quattro	59.337 59.738 58.871	1:58.208		102,17 101,48 102,98
2.	602	2 - 13	Reinhold Prantl	AUT/ST	Historic Racing T .BA022		Porsche 911 Carrera RS	1:04.875 1:04.224 1:03.471	2:07.695	+9.487 +9.487	93,45 94,39 95,51
3.	601	2 - 13	Herbert Neubauer	AUT/B	Historic Racing T .BA022		Lancia Delta Integrale	1:09.954 1:09.290 Not started	2:19.244	+21.036 +11.549	86,66 87,49
Class 14 - Classic H up to 2000ccm											
1.	752	2 - 14	Patrick Ulz	AUT/ST	Patrick Ulz		Alfa Romeo Sud TI	1:05.494 1:04.875 1:05.301	2:10.176		92,56 93,45 92,84


Date/Datum:25.8.2024.

Time/Zeit:17:02:41





Österreichischer Berg rallye-Pokal der AMF 2024
und Herzog Motorsport Berg rallyecup 2024
4. Lauf in Voitsberg-Lobming 25. August 2024.



Offizielles Endergebnis / Official final results

List/Liste:3-2

Page/Seite:4

Pos. Poz.	S.N. S.N.	Classification Klassifikation	Driver Fahrer	Nat./St. Nat./Bdl.	Competitor Bewerber	FIA PF FIA PF	Vehicle Fahrzeug	1.run/lauf 2.run/lauf 3.run/lauf	Total Gesamt	Diff.lead. Rückstand	Speed Geschwind.
2.	751	2 -14	Mario Stampfer	AUT/B	Mario Stampfer		Renault Clio 16V	1:07.351 1:06.554 1:06.568	2:13.122	+2.946 +2.946	90,01 91,09 91,07
3.	754	2 -14	Gerald Schröcker	AUT/ST	Gerald Schröcker		Alfa Romeo SUD 1,5 TI	1:10.499 1:10.082 1:08.765	2:18.847	+8.671 +5.725	85,99 88,50 88,16
4.	756	2 -14	Gerhard Auer	AUT/ST	Gerhard Auer		VW Scirocco 2 GTI 16V	1:10.977 1:09.138 1:09.952	2:19.090	+8.914 +0.243	85,41 87,69 86,67
5.	753	2 -14	Josef Schögler	AUT/ST	Josef Schögler		Opel Ascona B	1:15.468 1:12.953 1:22.340	2:28.421	+18.245 +9.331	80,33 83,10 73,63
Class 15 - Classic H over 2000ccm											
1.	731	2 -15	Manfred Knaus	AUT/ST	Manfred Knaus		BMW E30 325i	1:03.439 1:02.956 1:03.988	2:06.395		95,56 96,30 94,74
2.	733	2 -15	Johannes Payer	AUT/ST	Johannes Payer		BMW 325i e30	1:05.165 1:05.590 1:04.735	2:09.900	+3.505 +3.505	93,03 92,43 93,65
3.	734	2 -15	Nino Schanes	AUT/ST	Nino Schanes		BMW E30 325i	1:05.233 1:05.060 1:06.008	2:10.293	+3.898 +0.393	92,93 93,18 91,84

Clerk of the Course Jimmy Kahr	Chief Timekeeper Daut DAMARIJA, Delta timing (HRV)	Chairman of the Stewards Ing. Günther Kremel	Steward	Steward
-----------------------------------	--	---	---------	---------

Date/Datum:25.8.2024.

Time/Zeit:17:02:41

